



## California Gubernatorial Survey

Date: November 6, 2006

Contact: Raul Furlong  
619-579-8244  
[www.datamar.com](http://www.datamar.com)

### Schwarzenegger, Feinstein Still Enjoy Comfortable Leads

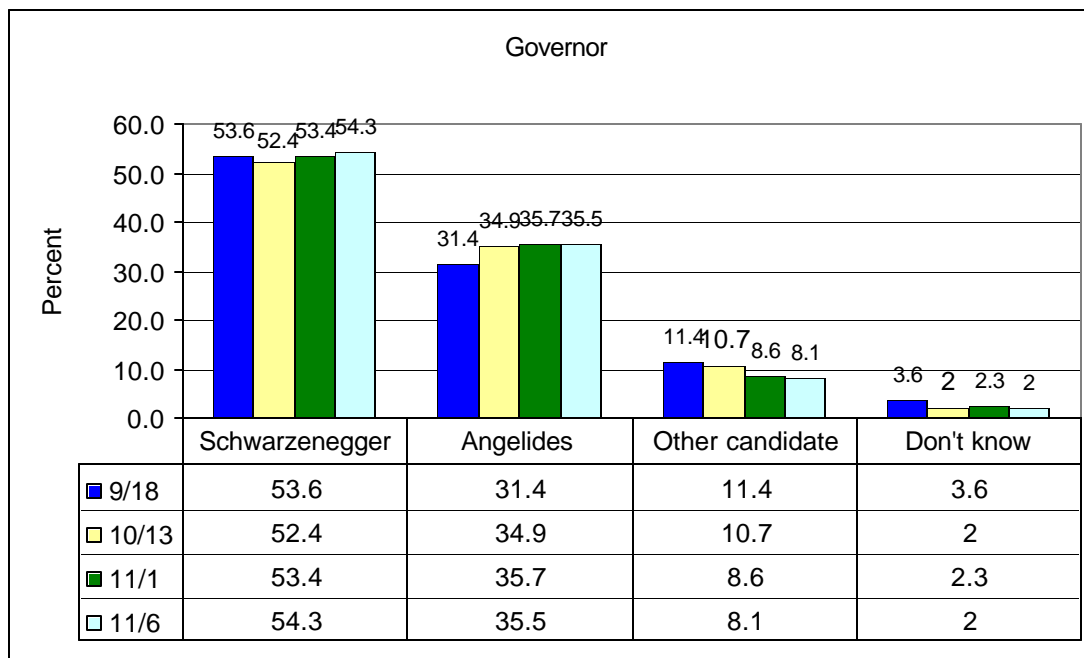
#### Propositions 1A, 1B, 1D, 1E Ahead, 1C Behind

#### Propositions 83, 84 Ahead, 85, 86, 87, 88, 89 Behind

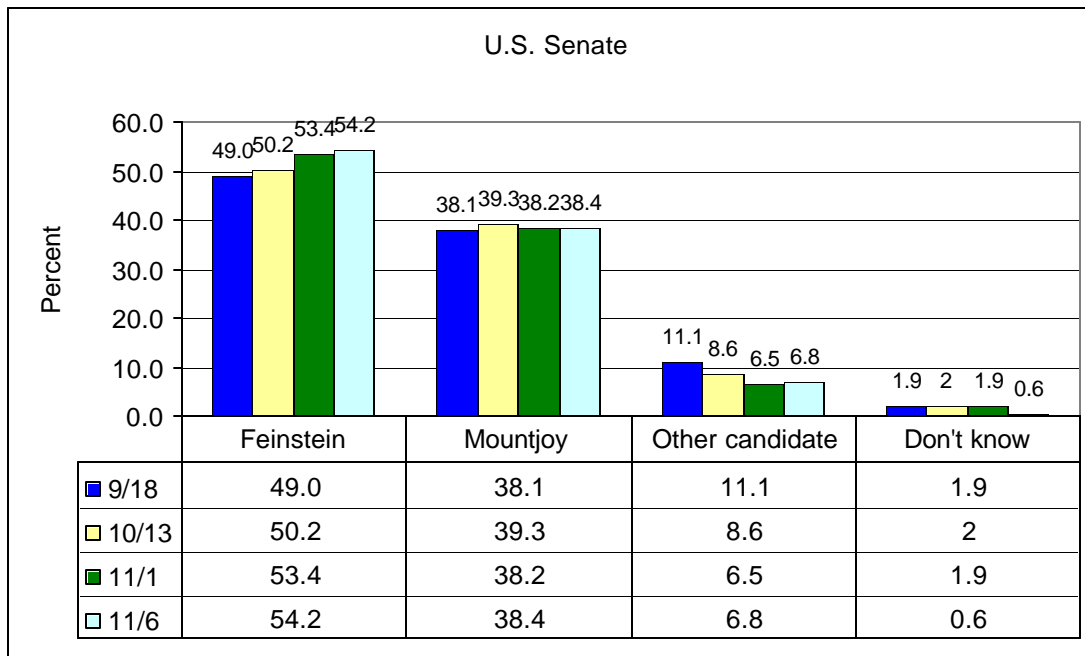
#### Proposition 90 Tied

San Diego – A poll released today by Datamar Inc., shows Governor Arnold Schwarzenegger, 54.3%, and U.S. Senator Dianne Feinstein, 54.2%, each with a comfortable lead among high-propensity voters who voted in the 2002 gubernatorial general and the 2004 Presidential general elections.

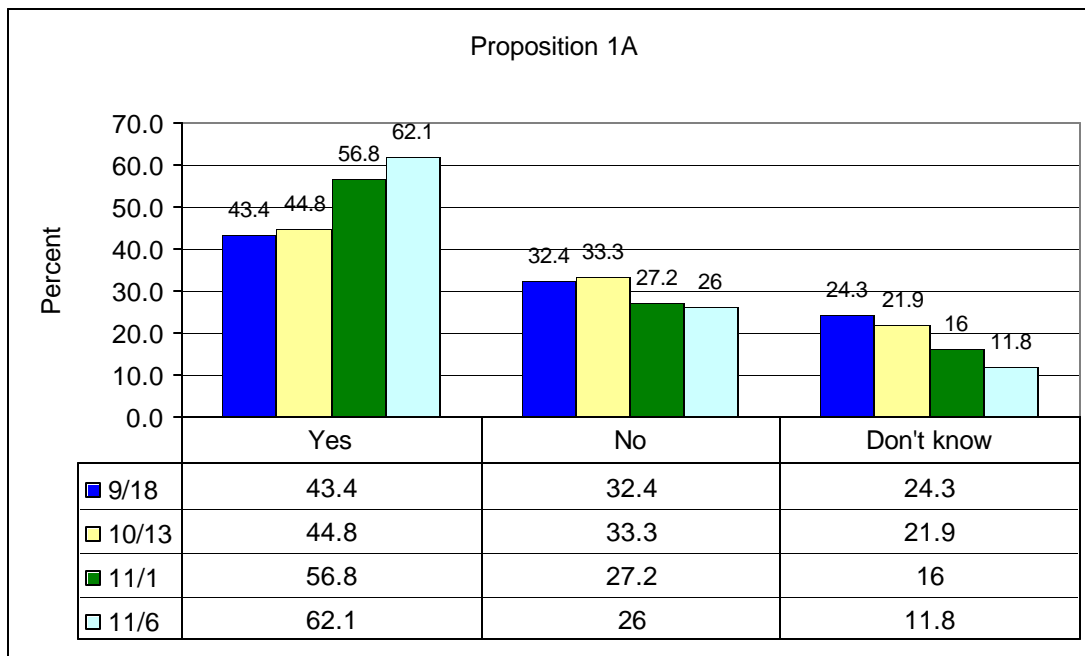
In the California Governor’s race Governor Arnold Schwarzenegger leads with 54.3%, Democratic challenger Phil Angelides trails with 35.5%. Other candidates have 8.1% of the vote, and the undecided vote stands at just 2%.



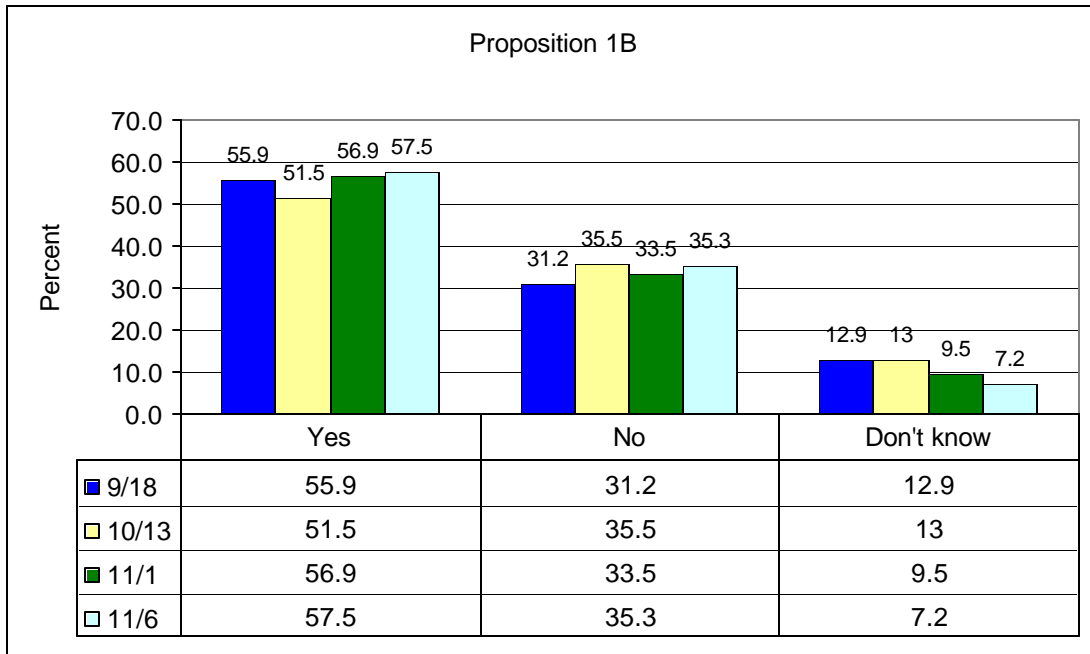
In the U.S. Senate race, U.S. Senator Dianne Feinstein is ahead with, 54.2%, support, while Dick Mountjoy trails with 38.4% of the voters support. Other candidates carry 6.8%, and the undecided at 0.6% complete the total.



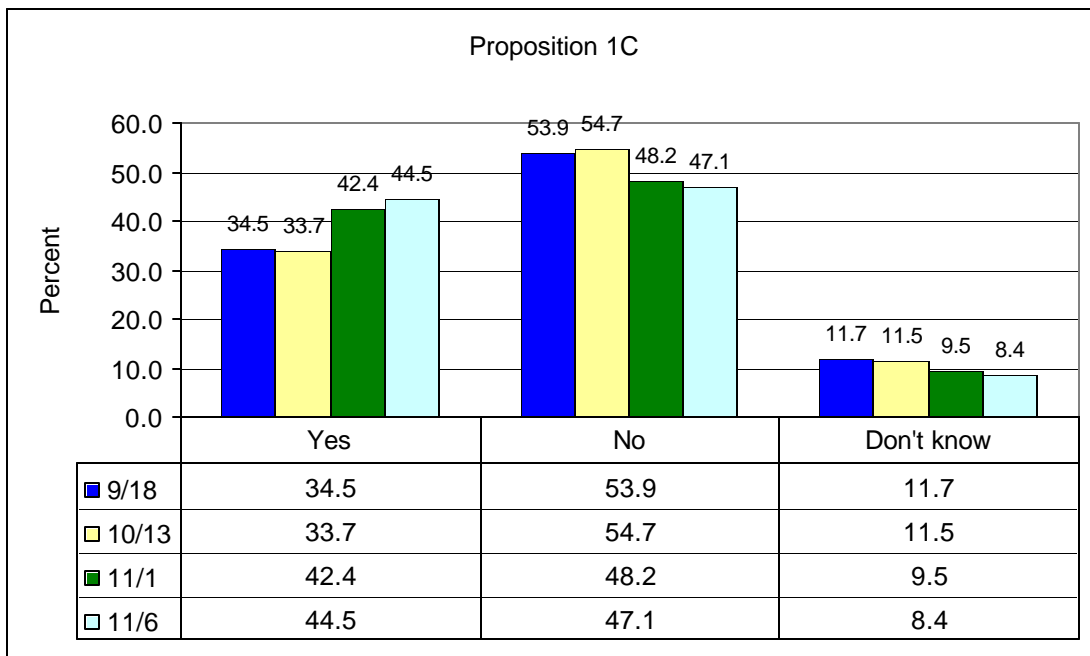
Proposition 1A, the Transportation Investment Fund which would make it more difficult for the legislature to suspend Proposition 42, which mandates that gasoline sales-tax revenues be spent on transportation, and divert money for other purposes, has jumped to 62.1%, in favor to 26% against, there are still 11.8% of undecided voters.



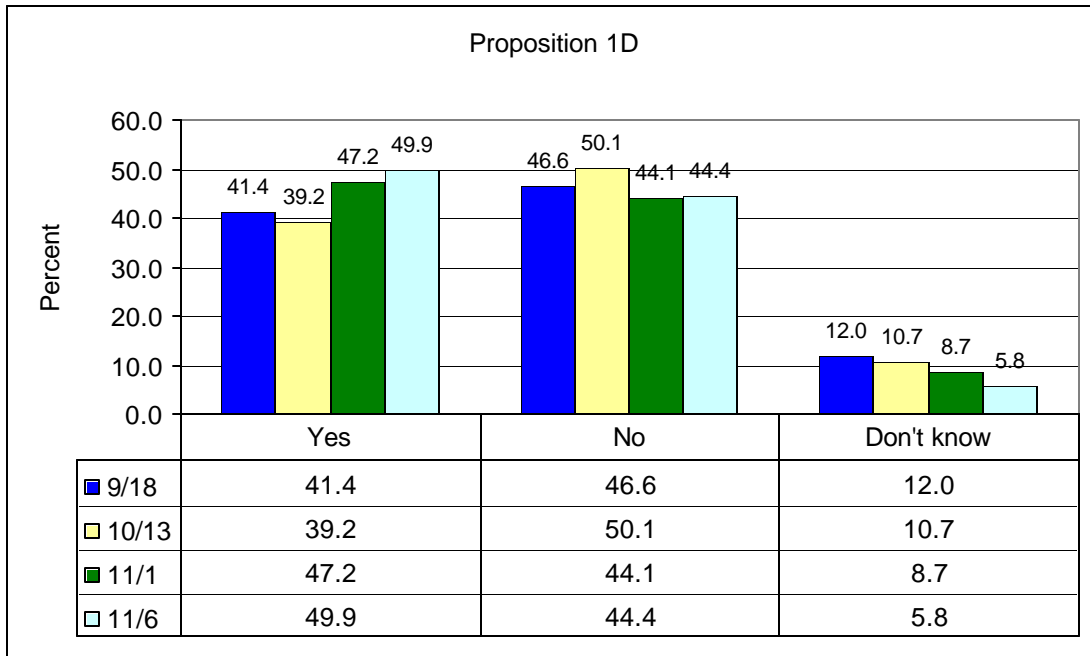
Proposition 1B, the Highway Safety, Traffic Reduction, Air Quality, Port Security Bond Act of 2006 that proposes a \$19.9 billion bond issue to pay for road repairs and expansions, repair bridges, expand public transportation and improve port security leads by a comfortable 57.5%, in favor, and 35.3% against, and 7.2% undecided.



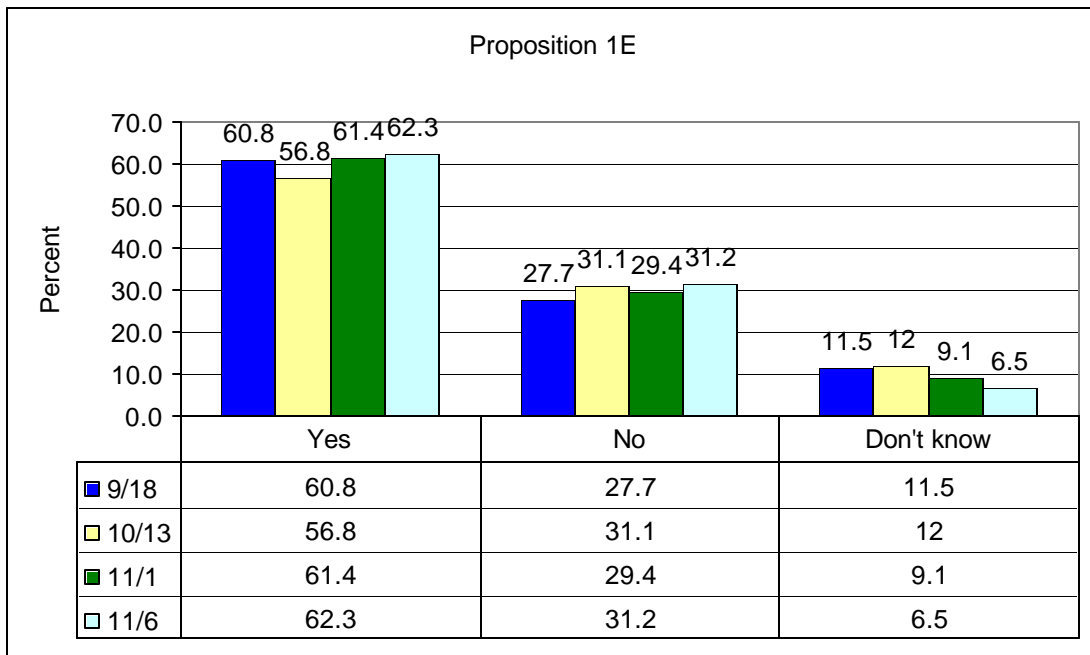
Proposition 1C, the Housing and Emergency Shelter Trust Fund Act of 2006, which proposes a \$2.85 billion bond to pay for affordable-housing assistance and housing for farmworkers and the homeless is behind 47.1% against, 44.5% in favor, and 8.4% undecided.



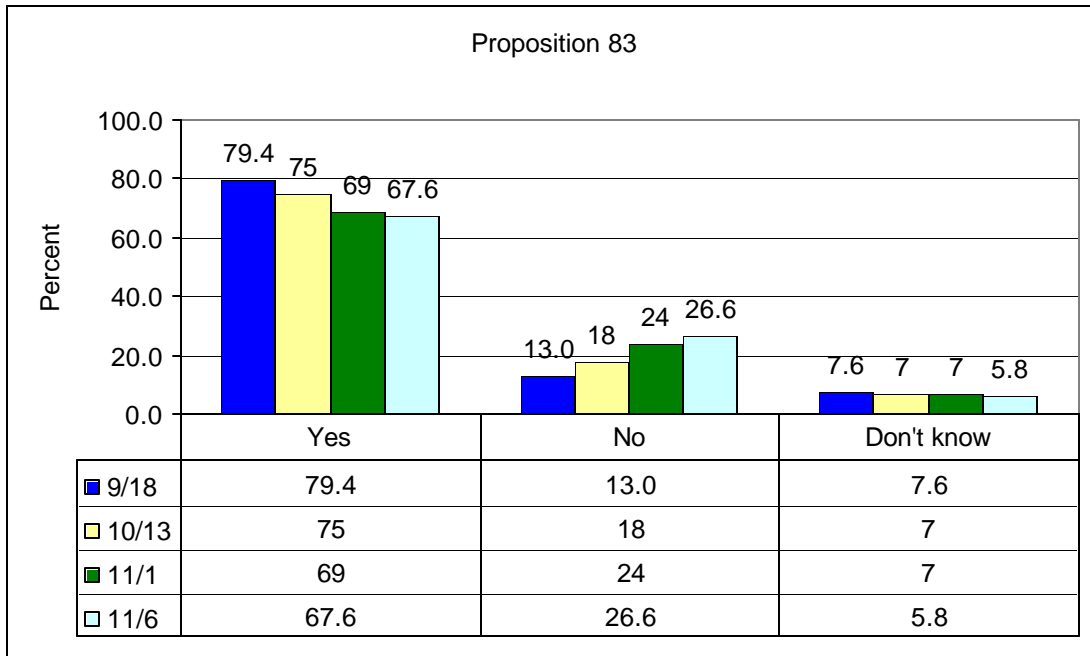
Proposition 1D, the Education Facilities- Kindergarten-University Public Education Facilities Bond Act of 2006, proposes a \$10.4 billion bond issue for school and university construction. This proposition has moved up to 49.9% in favor, 44.4%, against and 5.8% undecided.



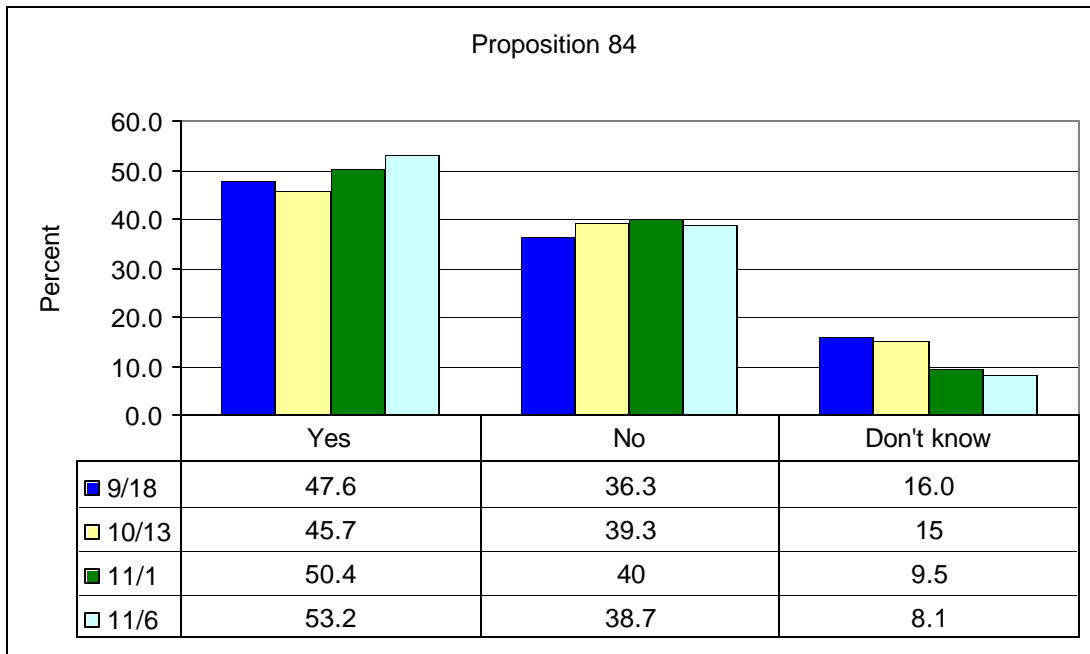
Proposition 1E the Disaster Preparedness and Flood Prevention Act of 2006 is a \$4.09 billion bond issue to repair levees and flood-control systems has a commanding lead of 62.3% in favor, 31.2% against, and 6.5% undecided.



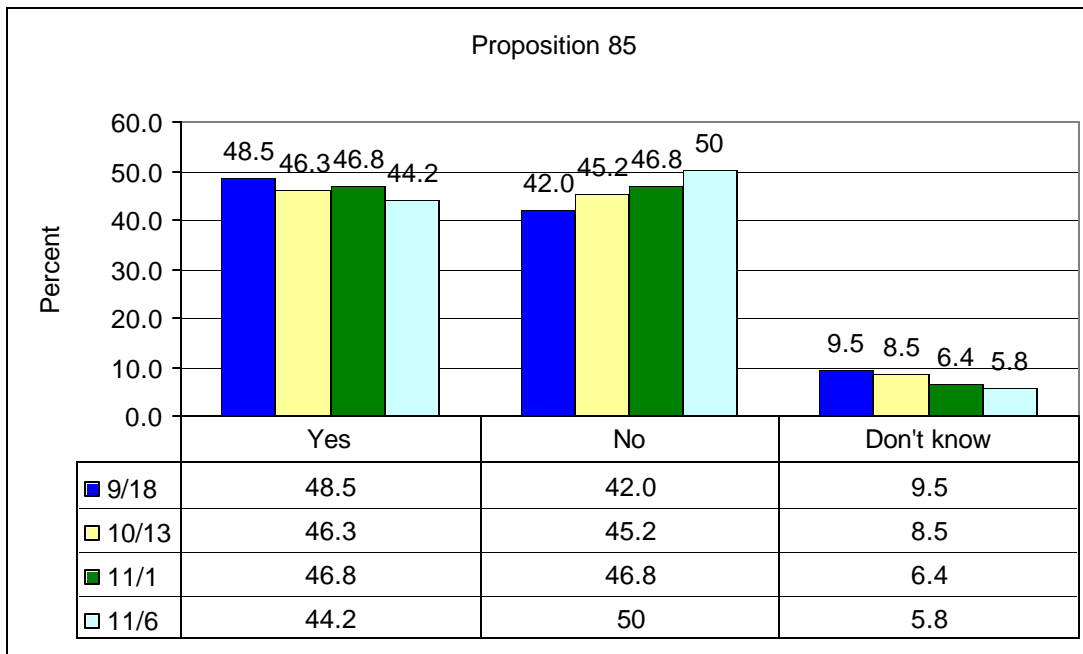
Proposition 83, sometimes called “Jessica’s Law”, is the Sex Offenders, Sexually Violent Predators. Punishment, Residence Restrictions and Monitoring. Initiative Statute. It increases penalties for violent sexual predators and child molesters and prohibits registered sex offenders from living within 2,000 feet of a school or park and requires violent offenders to wear a satellite-monitoring device for life. It is still leading by an overwhelming 67.6%, in favor, a 26.6% against, and 5.8% undecided.



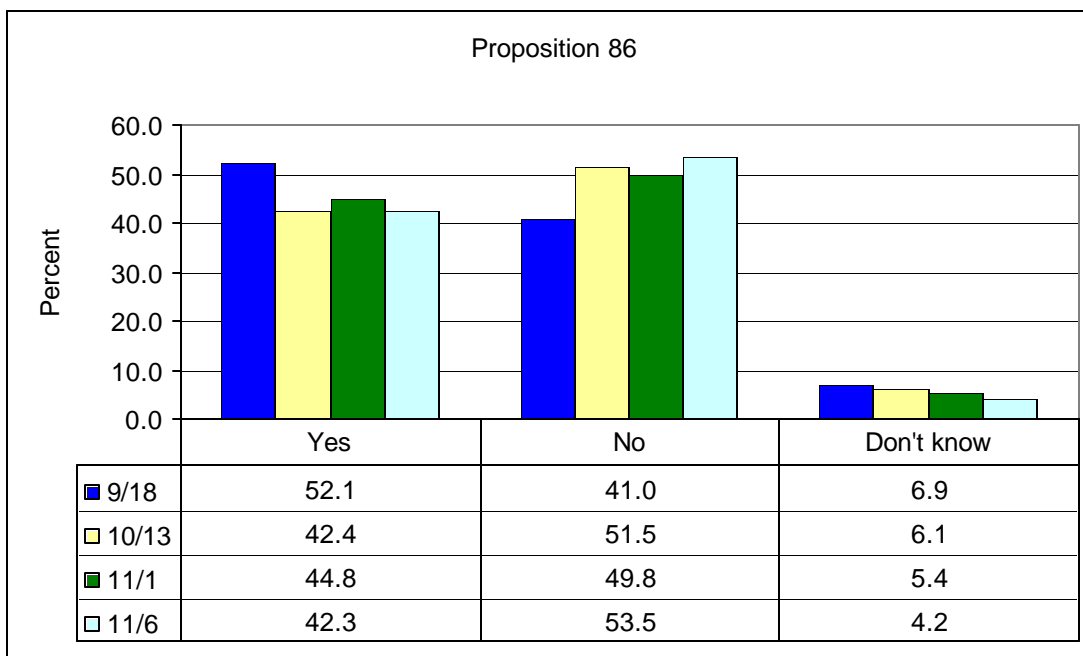
Proposition 84 is the Water Quality, Safety and Supply. Flood Control. Natural Resource Protection Park Improvement Initiative, is a \$5.4 billion bond issue to pay for clean-water, flood-control and conservation projects. Voters favor this proposition by 53.2%, in favor, 38.7% against, and 8.1% undecided.



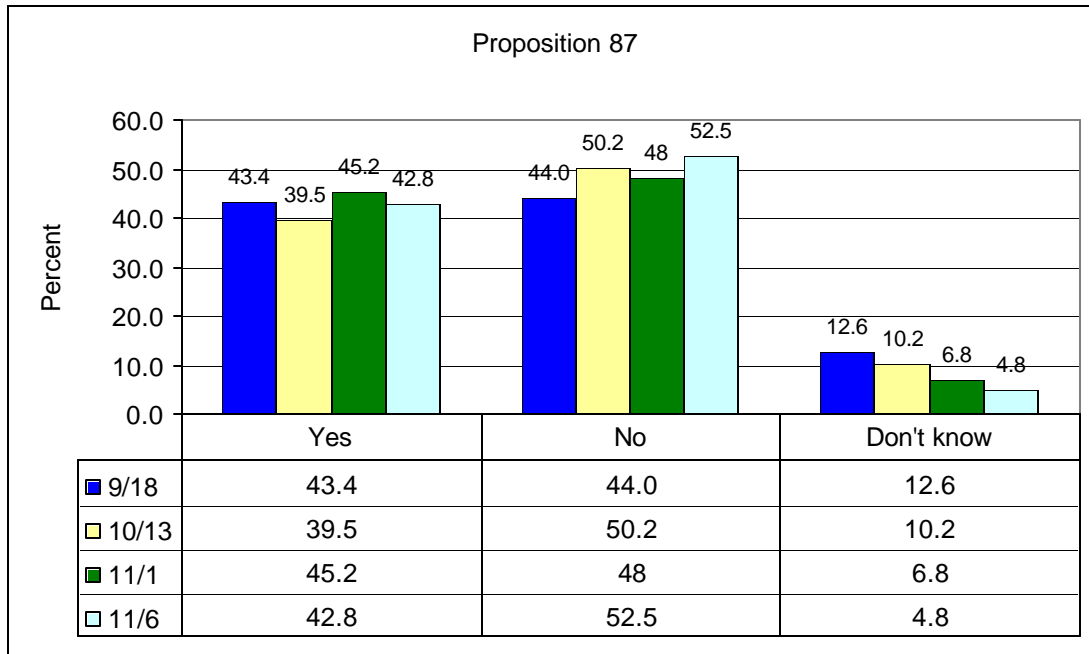
Proposition 85 is the Waiting Period and Parental Notification Before Termination of Minor's Pregnancy Initiative and prohibits an abortion for a minor until 48 hours after a physician notifies her parent or legal guardian, with exceptions for medical emergency, parental waiver or court order. This proposition has moved from even to 50%, against, 44.2%, against, and 5.8% undecided.



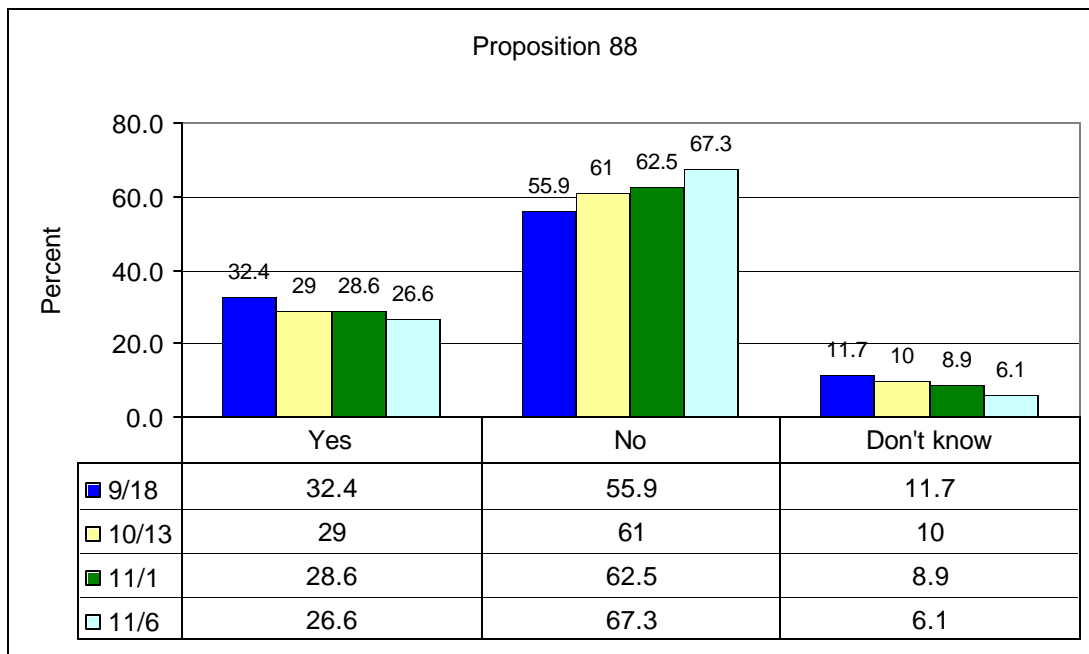
Proposition 86 is a Tax on Cigarettes Initiative. It raises the tax by 13 cents per cigarette to fund hospitals and emergency services, nursing education and children's health insurance. This proposition is behind by 53.5%, against, 42.3%, in favor, and 4.2% undecided.



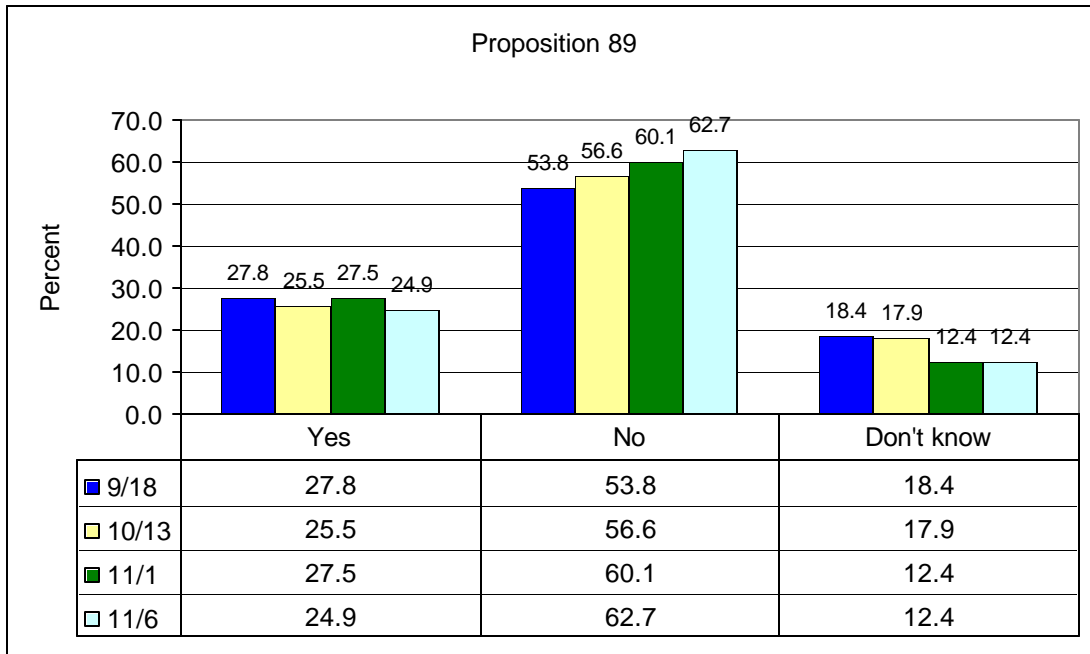
Proposition 87 is the Alternative Energy. Research, Production Incentives Initiative. It is a Tax on California Oil. It will impose a 1.6 percent to 6 percent tax on producers of oil extracted in California, depending on the price per barrel, to pay for research and production incentives for alternative energy vehicles and clean-burning fuels. This proposition is behind by 52.5%, against, 42.8% in favor, and 4.8% undecided.



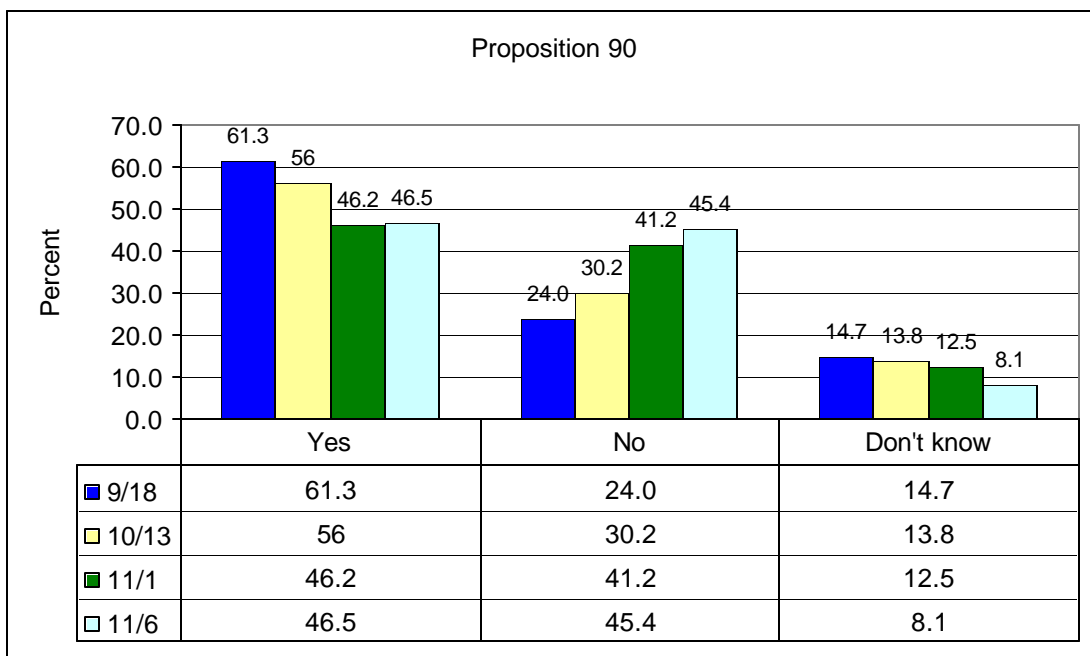
Proposition 88 is the Education Funding. Real Property Parcel Tax Initiative. It will impose a \$50 tax on each real property parcel to pay for kindergarten-through-12<sup>th</sup>-grade programs, including class-size reduction, textbooks and school safety programs. This proposition is failing with 67.3% against, 26.6% in favor, and 6.1% undecided.



Proposition 89 is the Political Campaigns, Public Financing, Corporate Tax Increase, Contributions and Expenditure Limits Initiative. It will allow political candidates who raise a specified number of \$5 donations to receive money from the state, and will raise taxes on banks and corporations by 0.2 percent to pay for the programs. Proposition 89 is significantly behind, being favored by 24.9%, with 62.7% against, and 12.4% undecided.



Proposition 90 is the Government Acquisition, Regulation of Private Property Initiative. It will prohibit state and local governments from condemning private property for other private uses. Proposition 90 is in a statistical tie at 46.5% in favor, 45.4%, against, and 8.1% undecided.



Sample size 692  
+/- 3.7 percent sampling error  
November 1 – 5, 2006

**Methodology:** Findings are based on a November 1 – 5, 2006, survey of high-propensity registered voters in California using an automated telephone dialer and the voice of a professional announcer. A Datamar proprietary algorithm was used to generate random samples of voters for calling. The margin of error for the total sample is +/- 3.7 percent at the 95 percent confidence level.

**Registered voters vs. high-propensity voters:** Registered voters who *actually vote* are significantly fewer than the voters who are registered to vote. Although it is sometimes useful to determine the opinions of all registered voters (and even the opinions of the general population), surveying the opinions of *the high-propensity voters* is more efficient and predictive for electoral/political purposes.

This survey is based on defining “high-propensity” voters as those eligible registered voters who have demonstrated high-propensity by having *actually voted* in one or more recent elections, specifically:

*Voters who voted in the 2002 gubernatorial general election, and the 2004 Presidential general election.*

Where necessary, responses were weighted according to age, gender, and political party.

## Datamar Survey Toplines

Crosstabs are available for each individual question in the survey.

November 7, 2006 California General Election

Sample size 692  
 +/- 3.7 percent sampling error  
 November 1 – 5, 2006

Q1. Are you registered to vote in California?

	Percent
Yes	100.0

Q2. Are you registered as Democrat, Republican, another party, or as “no party registration”?

	Percent
Democrat	44.5
Republican	42.2
Another party	6.5
No party registration	6.8
Total	100.0

Q3. Are you?

	Cumulative Percent
Male	49.1
Female	50.9
Total	100.0

Q4. What is your age, please?

	Percent
18-34	6.6
35-49	26.2
50-64	36.6
65 or older	30.6
Total	100.0

Q5. What is the highest level of education you have completed?

	Percent
High school graduate or less	10.4
Some college/trade school	30.9
Graduated college or more	58.7
Total	100.0

Q6. Are you or is anyone in your household a member of a labor union, such as trade union, service employee union, public employee union, or teachers union?

	Percent
Yes	28.6
No	71.4
Total	100.0

Q7. What do you consider to be your ethnic group?

	Percent
White Non-Hispanic	82.7
Hispanic/Latino	6.6
Black/African-American	3.5
Asian.other	7.2
Total	100.0

Q8. What is your marital status?

	Percent
Married	67.2
Separated/divorced/widowed	22.1
Never married	10.7
Total	100.0

Q9. What is your household income?

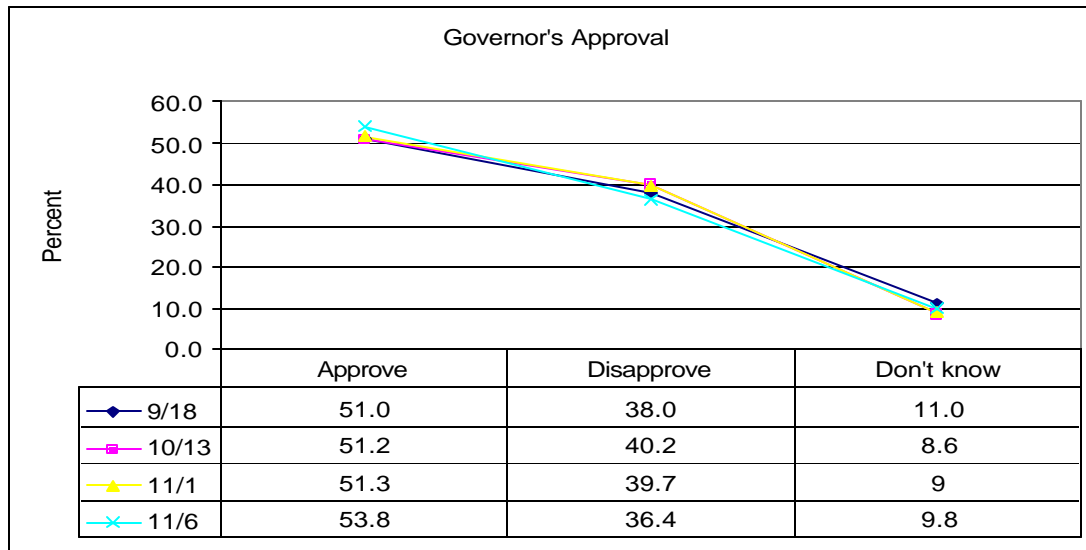
	Percent
Less than \$40,000	25.0
40,000-80,000	33.8
80,000-120,000	24.3
120,000 or more	16.9
Total	100.0

Q10. Which of the following best describes you politically?

	Percent
Very liberal	16.6
Somewhat liberal	31.5
Somewhat conservative	25.7
Very conservative	22.5
Don't know	3.6
Total	100.0

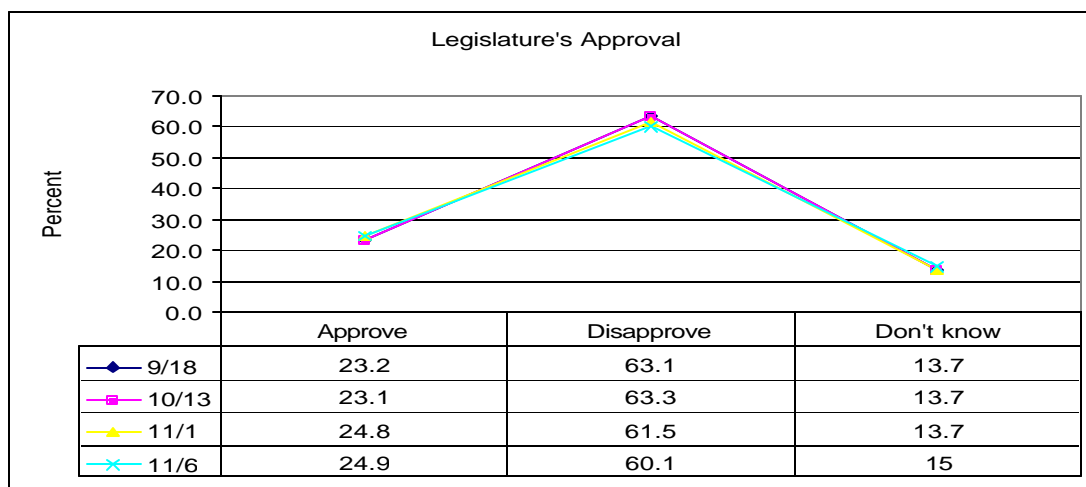
Q11. Do you approve or disapprove of the way Governor Arnold Schwarzenegger is handling his job as governor of California?

	Percent
Approve	53.8
Disapprove	36.4
Don't know	9.8
Total	100.0



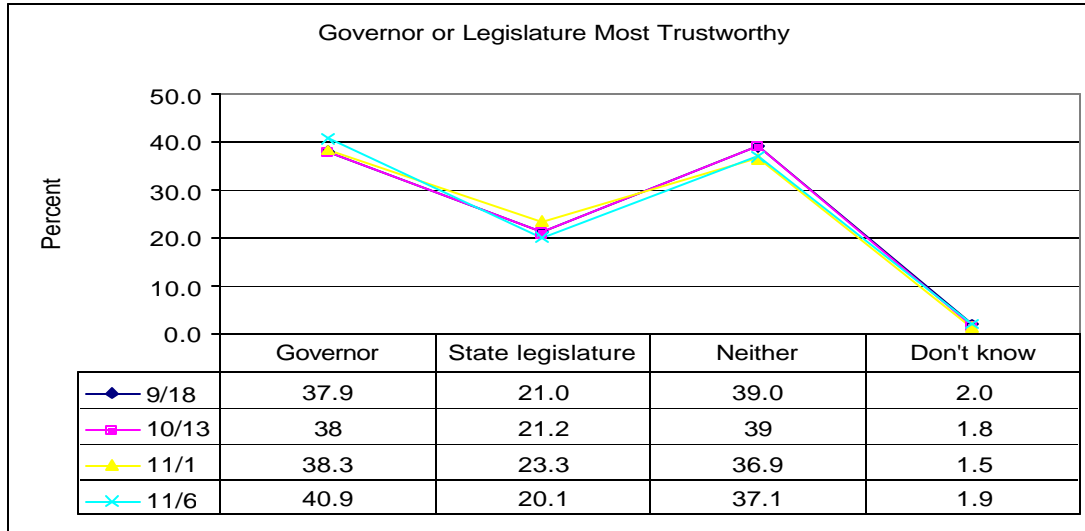
Q12. Do you approve or disapprove of the way the California State Legislature is handling its job?

	Percent
Approve	24.9
Disapprove	60.1
Don't know	15.0
Total	100.0



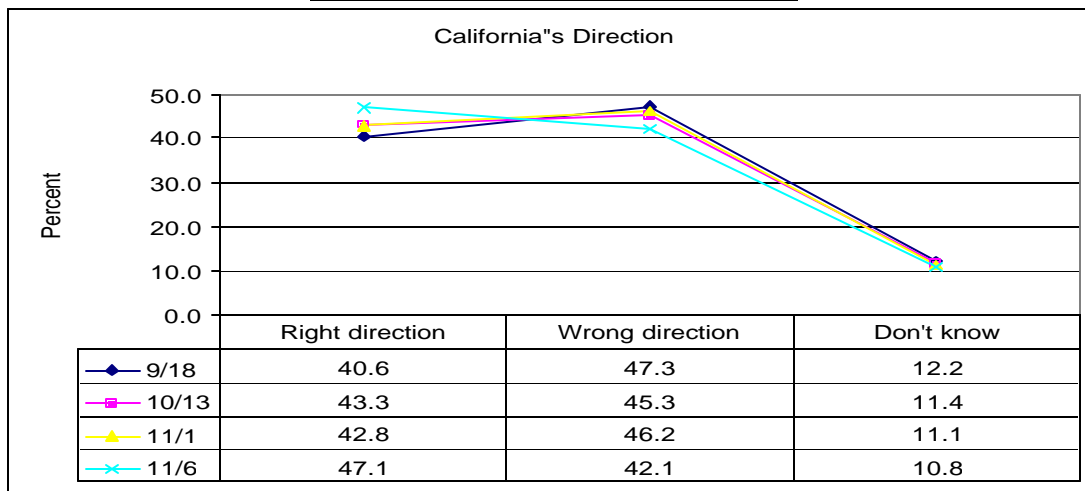
Q13. When it comes to the tough choices involved in the state budget, both in deciding how much Californians should pay in taxes and how to fund state programs, who do you mostly trust -- Governor Schwarzenegger, the state legislature, or neither?

	Percent
Governor	40.9
State legislature	20.1
Neither	37.1
Don't know	1.9
Total	100.0



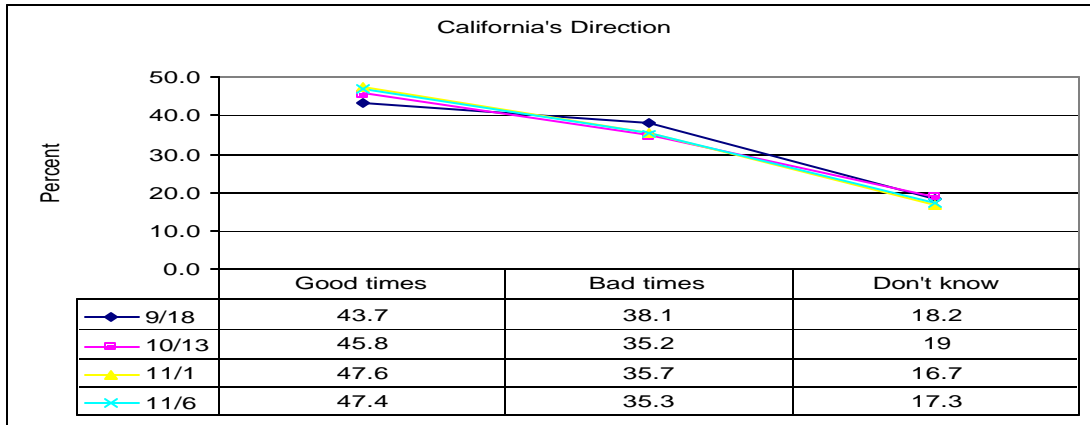
Q14. Do you think things in California are generally going in the right direction or the wrong direction?

	Percent
Right direction	47.1
Wrong direction	42.1
Don't know	10.8
Total	100.0



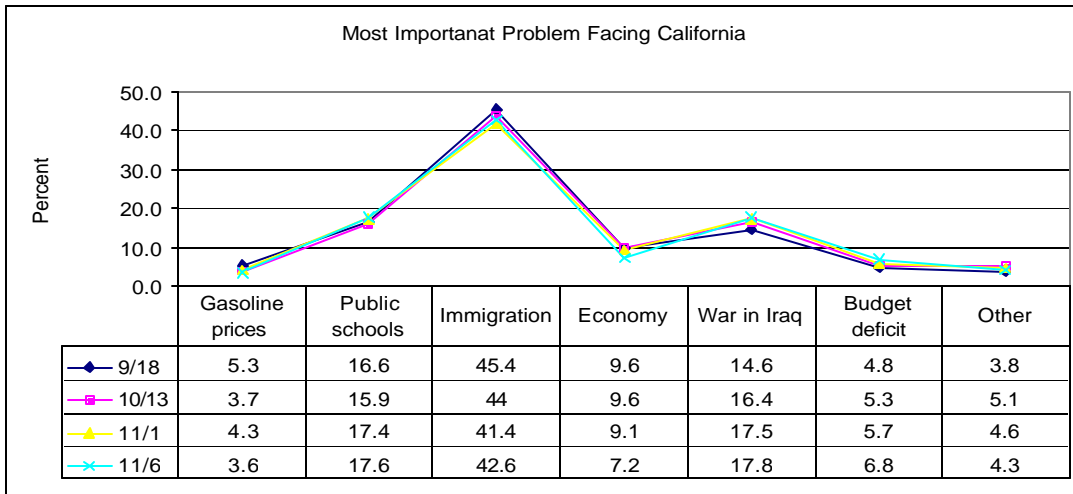
Q15. Turning to economic conditions in California, do you think that during the next 12 months we will have good times financially, or bad times?

	Percent
Good times	47.4
Bad times	35.3
Don't know	17.3
Total	100.0



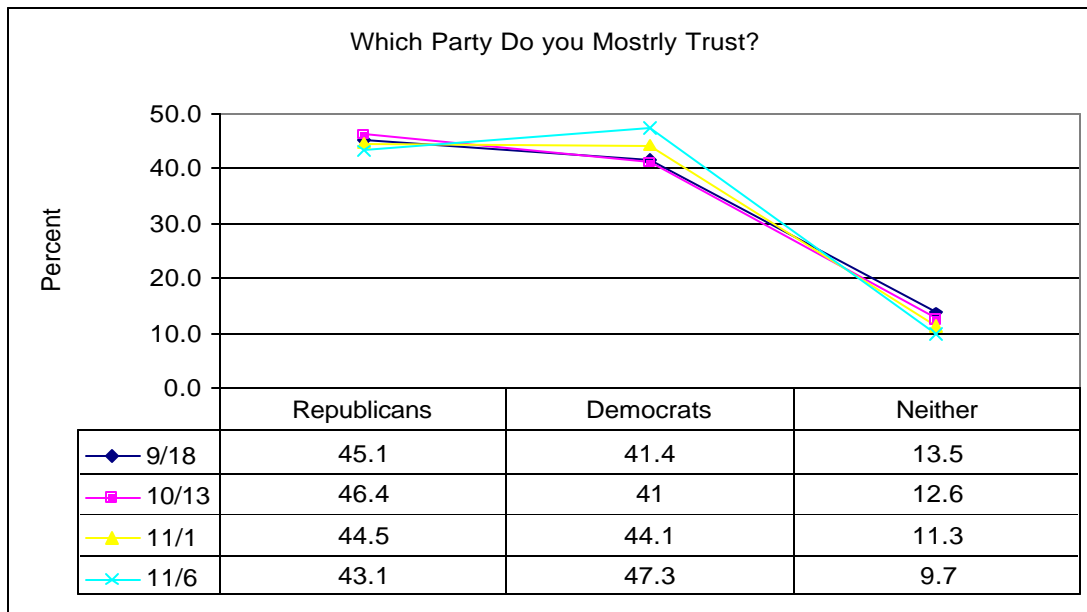
Q16. What do you think is the most important problem facing California today? Gasoline prices, public schools, immigration, the economy, the war in Iraq, the budget deficit, or other?

	Percent
Gasoline prices	3.6
Public schools	17.6
Immigration	42.6
Economy	7.2
War in Iraq	17.8
Budget deficit	6.8
Other	4.3
Total	100.0



Q17. Regardless of how you usually vote, which political party do you mostly trust to solve the most important problem facing California today, the Republicans or the Democrats?

	Percent
Republicans	43.1
Democrats	47.3
Neither	9.7
Total	100.0



**Five propositions were placed on the November 7, 2006 general election ballot by the California Legislature and Governor Arnold Schwarzenegger.**

Q18. Proposition 1A – Transportation Investment Fund: would make it more difficult for the Legislature to suspend Proposition 42, which mandates that gasoline sales-tax revenue be spent on transportation, and divert the money for other purposes. If the election were held today, would you vote yes or no on Proposition 1A?

	Percent
Yes	62.1
No	26.0
Don't know	11.8
Total	100.0

Q19. Proposition 1B – Highway Safety, Traffic Reduction, Air Quality, Port Security Bond Act of 2006: a \$19.9 billion bond issue to pay for road repairs and expansions, repair bridges, expand public transportation and improve port security. If the election were held today, would you vote yes or no on Proposition 1B?

	Percent
Yes	57.5
No	35.3
Don't know	7.2
Total	100.0

Q20. Proposition 1C – Housing and Emergency Shelter Trust Fund Act of 2006: a \$2.85 billion bond issue to pay for affordable-housing assistance and housing for farmworkers and the homeless. If the election were held today, would you vote yes or no on Proposition 1C?

	Percent
Yes	44.5
No	47.1
Don't know	8.4
Total	100.0

Q21. Proposition 1D – Education Facilities. Kindergarten-University Public Education Facilities Bond Act of 2006: a \$10.4 billion bond issue for school and university construction. If the election were held today, would you vote yes or no on Proposition 1D?

	Percent
Yes	49.9
No	44.4
Don't know	5.8
Total	100.0

Q22. Proposition 1E – Disaster Preparedness and Flood Prevention Bond Act of 2006: a \$4.09 billion bond issue to repair levees and flood-control systems. If the election were held today, would you vote yes or no on Proposition 1E?

	Percent
Yes	62.3
No	31.2
Don't know	6.5
Total	100.0

**Eight propositions, through the initiative process, qualified for the November 7, 2006 general election ballot**

Q23. Proposition 83 is the Sex Offenders, Sexually Violent Predators. Punishment, Residence Restrictions and Monitoring Initiative. It increases penalties for violent sexual predators and child molesters and prohibits registered sex offenders from living within 2,000 feet of a school or park and requires violent offenders to wear a satellite-monitoring device for life. If the election were held today, would you vote yes or no on Proposition 83?

	Percent
Yes	67.6
No	26.6
Don't know	5.8
Total	100.0

Q24. Proposition 84 is the Water Quality, Safety and Supply. Flood Control. Natural Resource Protection Park Improvements Initiative. It is a \$5.4 billion bond issue to pay for clean-water, flood-control and conservation projects. If the election were held today, would you vote yes or no on Proposition 84?

	Percent
Yes	53.2
No	38.7
Don't know	8.1
Total	100.0

Q25. Proposition 85 is the Waiting Period and Parental Notification Before Termination of Minor's Pregnancy Initiative and it prohibits an abortion for a minor until 48 hours after a physician notifies her parent or legal guardian, with exceptions for medical emergency, parental waiver or court order. If the election were held today, would you vote yes or no on Proposition 85?

	Percent
Yes	44.2
No	50.0
Don't know	5.8
Total	100.0

Q26. Proposition 86 is a Tax on Cigarettes Initiative. It raises the tax by 13 cents per cigarette to fund hospitals and emergency services, nursing education and children's health insurance. If the election were held today, would you vote yes or no on Proposition 86?

	Percent
Yes	42.3
No	53.5
Don't know	4.2
Total	100.0

Q27. Proposition 87 is the Alternative Energy. Research, Production Incentives Initiative. It is a Tax on California Oil it will impose a 1.6 percent to 6 percent tax on producers of oil extracted in California, depending on the price per barrel, to pay for research and production incentives for alternative energy vehicles and clean-burning fuels. If the election were held today, would you vote yes or no on Proposition 87?

	Percent
Yes	42.8
No	52.5
Don't know	4.8
Total	100.0

Q28. Proposition 88 is the Education Funding. Real Property Parcel Tax Initiative. It will impose a \$50 tax on each real property parcel to pay for kindergarten-through-12th-grade programs, including class-size reduction, textbooks and school safety programs. If the election were held today, would you vote yes or no on Proposition 88?

	Percent
Yes	26.6
No	67.3
Don't know	6.1
Total	100.0

Q29. Proposition 89 is the Political Campaigns. Public Financing. Corporate Tax Increase. Contribution and Expenditure Limits Initiative. It will allow political candidates who raise a specified number of \$5 donations to receive money from the state, and will raise taxes on banks and corporations by 0.2 percent to pay for the program. If the election were held today, would you vote yes or no on Proposition 89?

	Percent
Yes	24.9
No	62.7
Don't know	12.4
Total	100.0

Q30. Proposition 90 is the Government Acquisition, Regulation of Private Property Initiative . It will prohibit state and local governments from condemning private property for other private uses. If the election were held today, would you vote yes or no on Proposition 90?

	Percent
Yes	46.5
No	45.4
Don't know	8.1
Total	100.0

Q31. If the upcoming November 7<sup>th</sup> general election for governor were being held today, for whom would you vote: Governor Arnold Schwarzenegger, Republican, Treasurer Phil Angelides, Democrat, or another candidate?

	Percent
Governor Schwarzenegger	54.3
Phil Angelides	35.5
Other candidate	8.1
Don't know	2.0
Total	100.0

Q32. If the upcoming November 7<sup>th</sup> general election for the U.S Senate were being held today, for whom would you vote: U.S. Senator Dianne Feinstein, Democrat, Dick Mountjoy, Republican, or another candidate?

	Percent
Senator Diane Feinstein	54.2
Dick Mountjoy	38.4
Other candidate	6.9
Don't know	.4
Total	100.0